

Mid-Term – Create an Order Application (total: 35 pts)

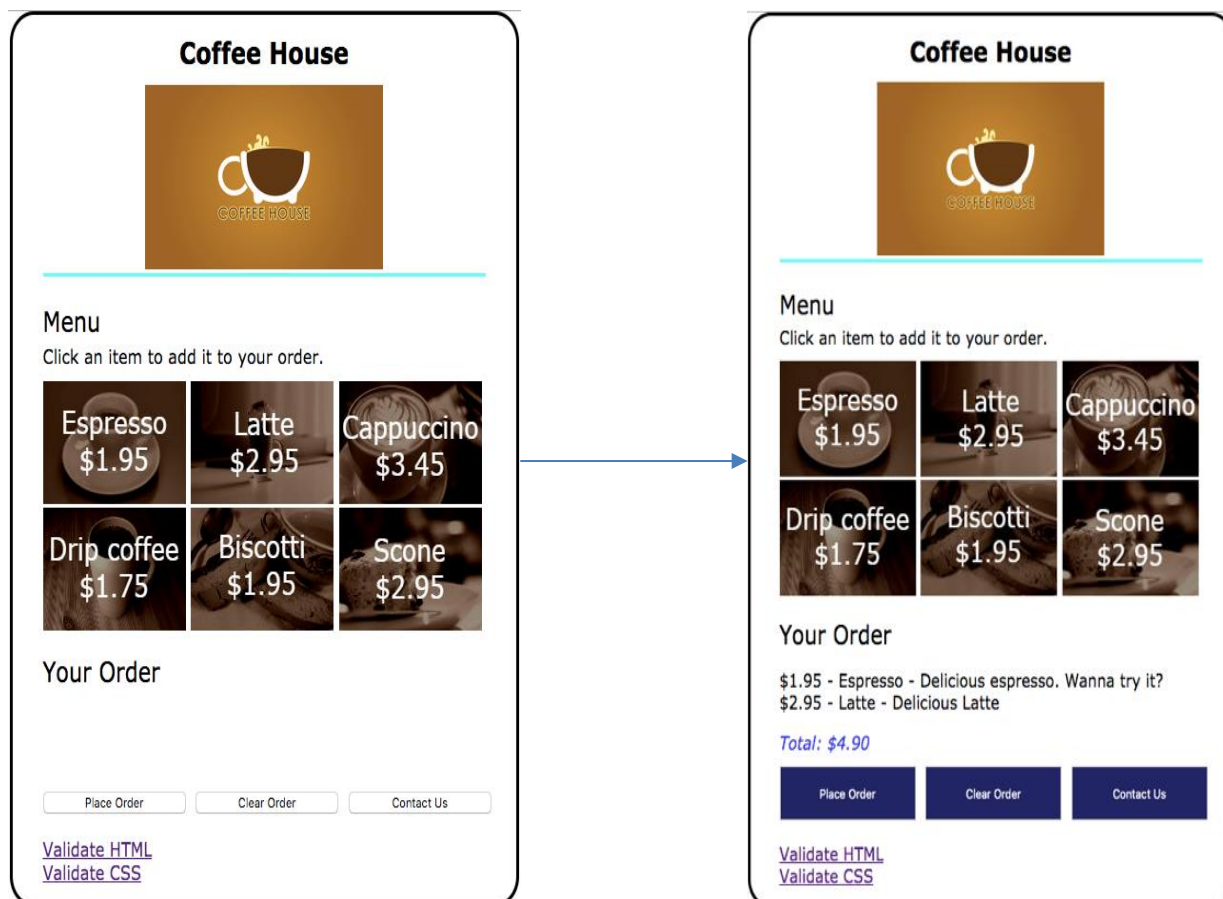
For this mid-term, you'll create an application that allows the user to place an order at a fictitious coffee shop named "Coffee House".

Part 0: Download files

1. Download *Midterm.zip* that contains the *Midterm.html*, *checkout.html*, *contact_us.html*, *Midterm.css*, *Midterm.js* and *images folder* and save it under the Exercise folder on your computer. Then extract the zip file.
2. Verify there are no errors in all the files

Part 1: Modify the Midterm.html page to create an order application (14 pts):

User interface should transform from left to right.




1. When the user clicks on an image, the order list should be updated with name and price of the item clicked, and order “total” should be updated with the price of the item clicked and displayed on the HTML page. If the user clicks 2 items (as shown on the right hand side picture above), the Your order section of the page should show information of 2 items and the total price of the two items. (10pts)

(N.B. You can get the prices and item names from the images given.)

2. Emphasize Total.
3. Apply same style to the three buttons, so that it looks rectangular in shape as the above right hand side figure. Provide a color of your choice to the buttons and provide a contrasting color for text on the buttons. The buttons should be displayed in one single row.

Part 2: Design Contact Us Page (15 pts):**contact_us.html**

User Interface should be displayed as follows.

Coffee House


Contact Us
The support team is here to help.
Our current response time is about **4 minutes**.

Name

Email

Message

[Go back](#)

[Validate HTML](#) [Validate CSS](#)

Web-Based Application Design and Development (ITIS 3135)**Fall 2019**

You are given a basic template, which have a header and footer consistent from home page of the application. The purpose of this page is to collect the customer response. Create a form which will take inputs from the user to collect the feedback about your coffee shop.

1. Add header for “Contact Us” then add another header for “The support team is here to help”. After this add a paragraph for “Our current response time is about **4 minutes**” Please note that you should be emphasizing “**4 minutes**” here (You can hardcode response time of your choice.)
2. The inputs will have Name, Email and Message fields. Add appropriate placeholder to the input fields as given in the image.
3. There should be a validation on the email and all the input field information are mandatory for submitting the form.
4. The submit button should submit the response and navigate the user back to the order page
5. The submit button should have a similar style like the midterm.html file but should be wider as shown above.
6. The [Go back](#) should be moved towards the center, and when the mouse hovers over it, the color should change to green, such as [Go back](#) so that it gets highlighted (rgb(43, 226, 73). It can be done using CSS.




Bonus

- a. If the user clicks the Place Order button, the **checkout.html** page should be displayed. (3 pts)
- b. If the user clicks the Clear Order button, all of the items should be removed from the list of orders and the total should be cleared. (3 pts)

Part 3: Turn in your activity

1. Upload all the files, **Midterm.html**, **contact_us.html**, **checkout.html**, **Midterm.css**, **Midterm.js** files to Canvas, and add the URL to your webpages account to the open-ended response on Canvas (3pts). Do not upload the images to Canvas, however they must be uploaded to your webpages account. Also, add to the open-ended response whether or not you have attempted the bonus points and if you did, which one did you attempted. Validation - no errors (3pts)

Rubric:

Mid-Term Activity-F2F Rubric   			
Criteria	Ratings		Pts
Implementation of click handler for ordering food 2 pts for each: a. Order text updated b. Total updated c. Selection implemented d. display order list and total e. handler works as intended	10 pts Full Marks	0 pts No Marks	10 pts
Implementation of handler for Place Order button Extra credit will be added	0 pts Full Marks	0 pts No Marks	0 pts
Implementation of a handler for Clear Order button Extra credit will be added	0 pts Full Marks	0 pts No Marks	0 pts
Validation - no erros	3 pts Full Marks	0 pts No Marks	3 pts
Submission correct URL (1 pt) and 5 files uploaded (1pt)	3 pts Full Marks	0 pts No Marks	3 pts
Total emphasized	1 pts Full Marks	0 pts No Marks	1 pts
Button Style implemented On the Midterm.html page, the style to the buttons are applied.	3 pts Full Marks	0 pts No Marks	3 pts
Changes on top of the form	4 pts Full Marks	0 pts No Marks	4 pts
Form implemented Form inputs implemented with placeholders (3pts) Validations implemented (3 pts) Submit button correctly implemented (1pts) Button styled(2pts) Go back link styled (2pts)	11 pts Full Marks	0 pts No Marks	11 pts
Total Points: 35			